


GROUP REPORT from June 2, 2014 - August 29, 2014

 E-Scape and Scrap

GROUP STATS across all Twitter and Facebook accounts

Incoming Messages	1,371	
Sent Messages	135	
New Twitter Followers	0	
New Facebook Fans	224	

1,371 INTERACTIONS
 BY **848** UNIQUE USERS
84,641 IMPRESSIONS



FACEBOOK STATS across all Facebook pages

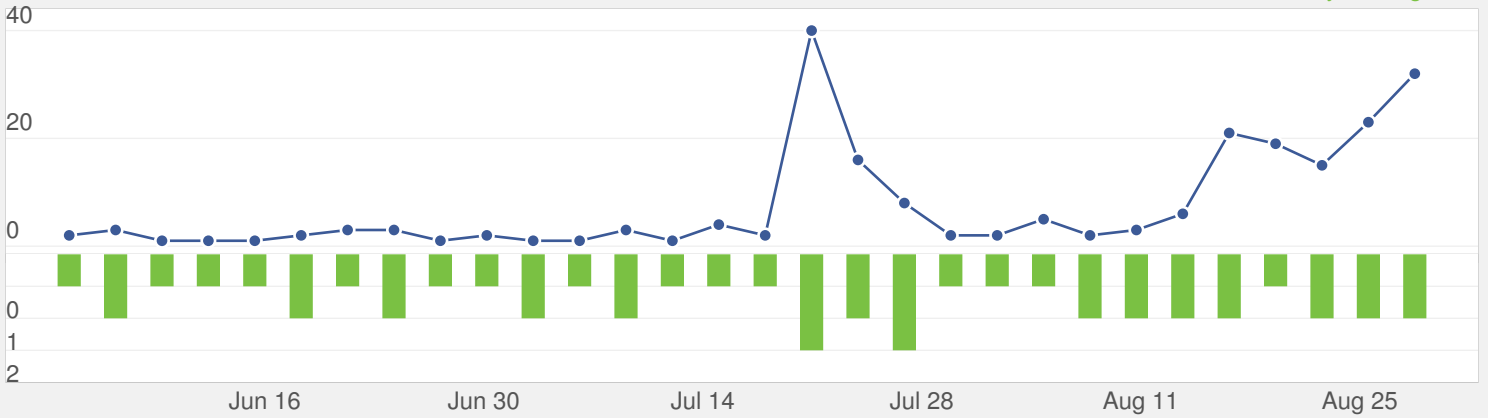


My Facebook Pages

1.72k Total Likes, and 179 people talking about this

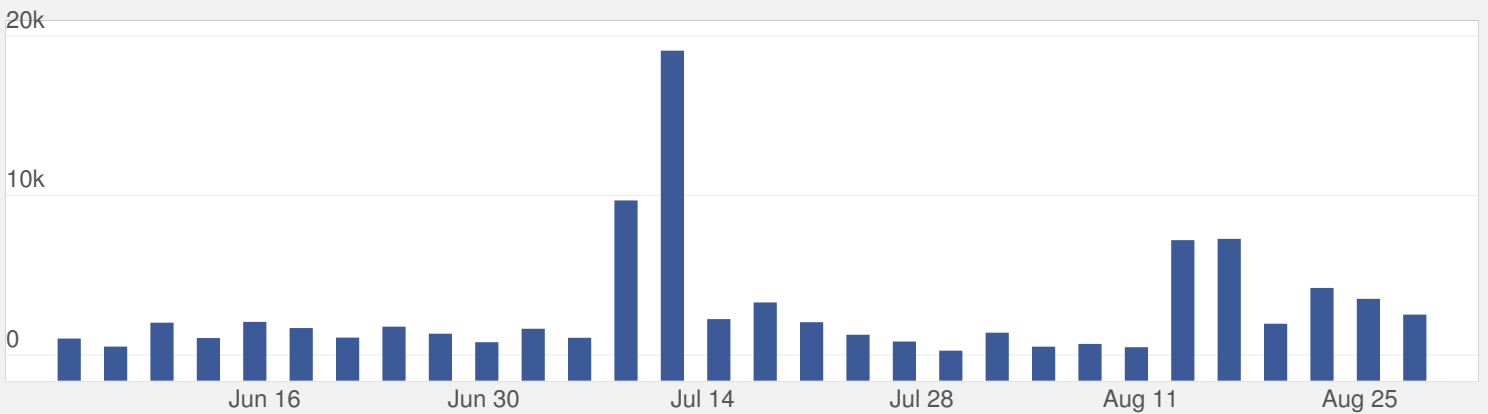
FAN GROWTH

New Fans **224** Unliked your Page **17**

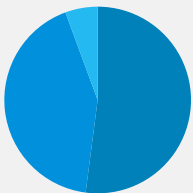


PAGE IMPRESSIONS

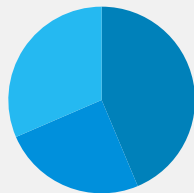
Impressions **84,641** by **53,562** users



IMPRESSIONS



- Mention 13.7k
- Page Post 11.2k
- Fan 1.5k
- Coupon 0
- Checkin 0
- Question 0
- User Post 0
- Other 0



- Paid 36.6k
- Organic 20.8k
- Viral 26.4k

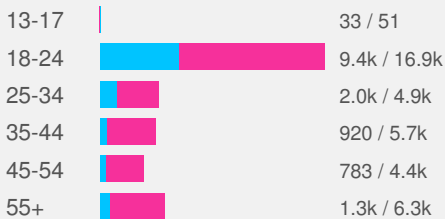
BY DAY OF WEEK

Day	Avg	Total
Sun	534.3	6.4k
Mon	478.5	6.2k
Tue	661.6	8.6k
Wed	927.1	12.1k
Thu	1.4k	18.0k
Fri	1.2k	15.4k
Sat	1.5k	18.0k

IMPRESSION DEMOGRAPHICS

Here's a quick breakdown of people engaging with your Facebook Page

AGE & GENDER



TOP COUNTRIES

Country	Impressions
United States	23.4k
United Kingdom	21.7k
France	1.4k
Germany	1.1k
Canada	715

TOP CITIES

City	Impressions
London, United Kingdom	1.2k
Manchester, United Kingdom	620
Belfast, United Kingdom	456
Glasgow, United Kingdom	436
Birmingham, United Kingdom	428

